

Shift Chain - Skid type



» General information

Item	Value
Material	CPS-Amid(PA6+GF), RoHs
Speed	3m/s
Acceleration	10m/s ²
Temperature	-30°C ~ +130°C
Certificate	CE, ATEX(Ex)

» Calculation table

Item	Value
Length of Cable Chain	$L = \frac{1}{2} \times LS + LP$
Bending Radius	
The biggest Cable inserted	Multiply 8~10 and the biggest cable
The biggest Hydraulic Hose inserted	Multiply 15~20 and the biggest hose

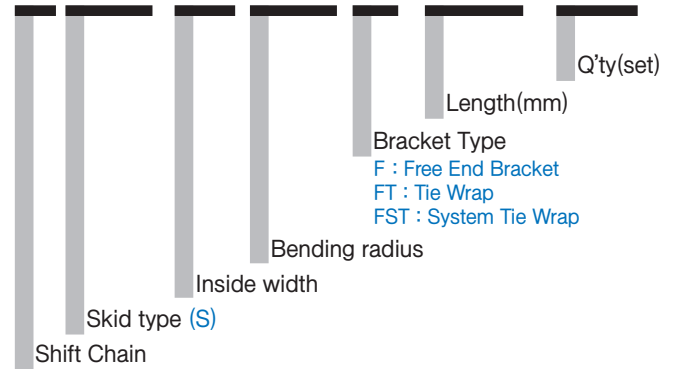
» Dimension table

Shift Chain S Type	Pitch	Bending Radius (R)	Weight kg/m	Speed m/s	Temperature °C	Size				Frame type	Section Composition	
						A	B	C	D			
ST 044S	44	70, 90, 120, 150	1.03	3	-30 ~ +130	74	35	38,5	100	26		
			1.08			89	50					
			1.10			94	55					
			1.17			114	75					
			1.26			139	100					
			1.40			164	125					
			1.52			189	150					
			1.81			214	175					
			1.98			239	200					

(Dimensions in mm)

» Ordering

ST 044S. 100. R120 / F - 1500L : 10ST



» Bracket type

- ST044

