

Shift Chain - Roller skid type

» General information

Item	Value
Material	CPS-Amid(PA6+GF), RoHs
Speed	3 ^m /s
Acceleration	10 ^m /s ²
Temperature	-30°C ~+130°C
Certificate	CE, ATEX(Ex)

» Calculation table

Item	Value
Length of Cable Chain	$L = \frac{1}{2} \times LS + LP$
Bending Radius	
The biggest Cable inserted	Multiply 8~10 and the biggest cable
The biggest Hydraulic Hose inserted	Multiply 15~20 and the biggest hose

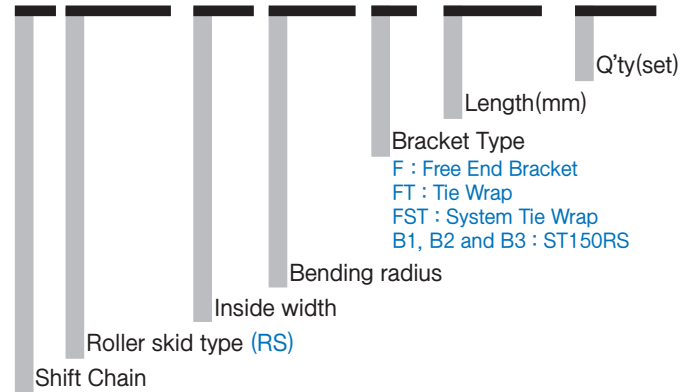
» Dimension table

Shift Chain RS Type	Pitch	Bending Radius (R)	Weight kg/m	Speed m/s	Temperature °C	Clearance				Frame style	Divider possible with frame									
						A	B	C	D											
ST 044RS	44	70, 90, 120, 150	1.09	3	-30 ~ +130	73	35	40.5	26											
			1.15			88	50													
			1.17			93	55													
			1.24			113	75													
			1.33			138	100													
			1.47			163	125													
			1.59			188	150													
			1.88			213	175													
			2.05			238	200													
			ST 072RS			72	100, 120, 145, 200, 250, 300					2.59	3	-30 ~ +130	104	50	69	45		
2.67	129	75																		
2.77	154	100																		
2.91	179	125																		
3.02	194	140																		
3.05	204	150																		
3.12	219	165																		
3.17	229	175																		
3.42	244	190																		
3.59	254	200																		
3.91	294	240																		
3.99	304	250																		
4.34	354	300																		
ST 095RS	95	135, 150, 200, 230, 280, 400		3.48	3			-30 ~ +130	143	75	90	56								
			3.55	168		100														
			3.73	193		125														
			3.84	218		150														
			3.96	243		175														
			4.07	258		190														
			4.14	268		200														
			4.36	308		240														
			4.41	318		250														
			4.67	368		300														
			5.03	418		350														
			5.43	468		400														
			ST 120RS	120		180, 200, 250, 300, 350, 400, 500	4.75		3	-30 ~ +130			143	75			117	78		
							4.87						168	100						
4.96	183	115																		
5.02	193	125																		
5.10	218	150																		
5.28	243	175																		
5.52	268	200																		
5.76	308	240																		
5.82	318	250																		
6.16	358	290																		
6.25	368	300																		
6.67	418	350																		
6.96	468	400																		
7.42	518	450																		
7.65	568	500																		
8.49	618	550																		
8.66	668	600																		
ST 150RS	150	305, 405, 505, 605	7.87	3	-30 ~ +130	162	75	145	110											
			7.98			187	100													
			8.06			202	115													
			8.11			212	125													
			8.18			237	150													
			8.34			262	175													
			8.55			287	200													
			8.76			327	240													
			8.81			337	250													
			9.11			377	290													
			9.18			387	300													
			9.55			437	350													
			9.98			487	400													
			10.21			537	450													
			10.41			587	500													
			11.14			637	550													
			11.29			687	600													

(Dimensions in mm)

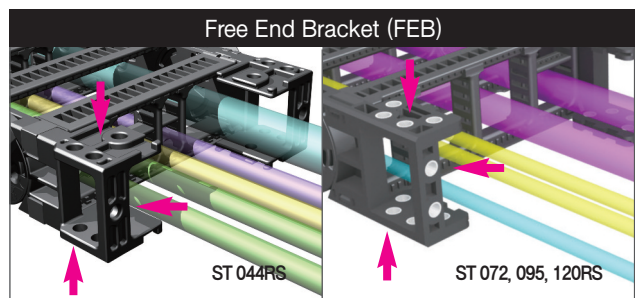
» Ordering

ST 044RS, 100, R120 / F - 1500L : 10ST



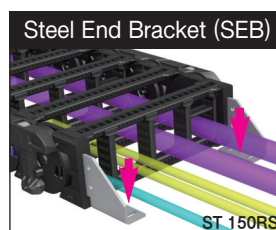
» Bracket type

- ST044, ST072, ST095, ST120



▶ BR should not be inserted in the joint of last side band and Free End Bracket.

- ST150



For ST150RS, its end parts of cable chain being fixed are used with steel bracket, and it is possible to be installed B1, B2 types of brackets.

▶ In case of applying 'RS Type', BR should not be inserted into the side band which is in combination with SEB.

